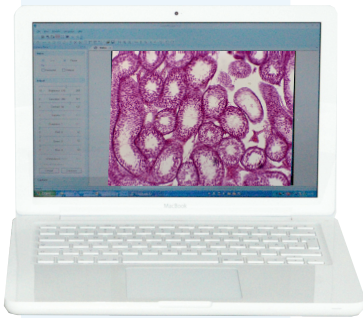


Type:
M-24, M-25
M-34, M-35

Binocular Biological Microscope / Trinocular Biological Microscope



High quality routine microscope for professional biological microscopy suitable for educational, medical and industrial sectors.

With its robust type of building offers the most comfortable operation and allow a high-performance microscopy. The high quality optical system and the precise mechanical components as well as the wide range of accessories offer a good facilities for use in research work.

This M-24 serie includes a heavy duty double layered stage with a big working surface and XY- precise movement. It could be equipped with achromatic or plan achromatic objectives and quadruple (for 4 objectives) or quintuple nosepiece (for 5 objectives).

For image monitoring and documentation there is a big selection of Reflex, digital, video cameras and related adapters, which are easy to TV or PC. This facility is suitable for professional microscopy and education purposes.

Features:

- High optical system supply an excellent image.
- Ergonomic design for comfortable operation and reliable structure.
- Various kind of illumination sources, via 6V/20W halogen Lamp, LED or Köhler illumination, and additional mirror
- Additional mirror for field application and attachable Mechanical Stage



Specifications:

		M-24	M-34
Stand	Durable heavy duty metal stand	■	■
Viewing Head	Sliding binocular head inclined at 45°, 360° rotatable; anti-mould	■	
	Compensation free head inclined at 30°, 360° rotatable; anti-mould	□	□
	Trinocular head for photography / video monitoring		■
Eyepiece	Wide field eyepiece WF10×, P16x	■	■
Nosepiece	Quadruple nosepiece	■	■
	Quintuple nosepiece (Type M-25 / M-35)	□	□
Objective	Achromatic objective 4x, 10x, 40x, 100x oil immersion	■	■
Stage	Double layer mechanical stage 140×140mm / size 75×50mm, XY-movement	■	■
Focusing system	Coaxial coarse & fine adjustment, moving range 28mm, fine division 0.002mm	■	■
Condenser	NA 1.25 Abbe Condenser with iris Diaphragm / filter	■	■
	Dark Field Condenser NA 0.9 (Dry)	□	□
	Dark Field Condenser (Oil) NA 1.25-1.36	□	□
Illumination	S-LED Illumination, Brightness Adjustable	□	□
	Halogen Lamp 6V/ 20W, Brightness Adjustable	■	■
	Kohler lighting fixtures	□	□
	Plan-concave mirror and mirror holder	■	■
Adapter	Photography set for trinocular head		□
	Video monitoring set for trinocular head		□
Mains	220-240 V / 50-60 Hz	■	■
Approval	CE- certificate	■	■

■ standard □ optional

Article No.	Type	Description	
0.408.814	M-24	Binocular Microscope with 4x,10x,40x,100x objectives	set
0.408.815	M-25	Binocular Microscope with 4x, 20x, 40x, 60x, 100x objectives	set
0.408.816	M-34	Trinocular Microscope with photo tube and 4x, 10x, 40x, 100x achromatic objectives	set
0.408.817	M-35	Trinocular Microscope, with photo tube and 4x, 10x, 20x, 60x, 100x objectives	set

Accessories: on request

		
Photography set Reflex camera with adapters	CCD – camera connect to TV / Monitor	Digital / video camera connect to TV / PC


**made
in
Germany**

Address. S C O - T e c h
Auf der Heide 15
D-37351 Dingelstädt
Federal Republic of Germany

Phone. +49 (0) 36075 / 439306
+49 (0) 36075 / 439308
Fax. sco@sco-tech.com
E-mail. www.sco-tech.com




Viewing head anti-mould
interpupillary adjustable



XY- double layer stage



Monitor



Aluminium box



Contact