

HEMA 5500 | Auto Hematology Analyzer

| Specifications |

	WBC,LYM%,MON%,NEU%,EOS%,BAS%,LYM#,MON#,NEU#,EOS#,BAS#,RBC, HGB,HCT,MCV,MCH,MCHC,RDW_CV,RDW_SD,PLT,MPV,PDW,PCT,P_LCR RETIC%, RETIC_ABS, IRF
27 parameters	2 Histograms for RBC and PLT 2 Scatter grams: 5-part differential scatter gram Eosinophils and Neutrophils scatter gram 2 3-D stereograms
Principles of operation	WBC 5-part:Flow Cytometry(FCM)+ 4 angles laser light scatter WBC Analysis: Optical and impedance measurements RBC/PLT Analysis: Impedance method HGB test: Cyanide-free reagent colorimetry RET test: Flow Cytometry(FCM)+laser light scatter+Chemical dye method
Sampling modes	Auto loader 160µL, Manual mode 160µL,Pre-diluted mode 40ul
Aperture Diameter	WBC 100µm, RBC/PLT 80µm
Throughput	Auto loader up to 110 samples per hour Manual mode up to 100 samples per hour
Sampling device	Automatic sampling device with a capacity of 120 samples, 10 samples×12 racks, auto built-in barcode reader
Data storage	Up to 200,000 sample results with grams
Alarms	Error messages
Display	PC display with Linux system,14 inch color TFT display
Dimension	760MM×684MM×676.5MM



HEMA –5500

5-Part-Diff Auto Hematology Analyzer

**Laser light and impedance
measurements on WBC**

A+A Diagnostics

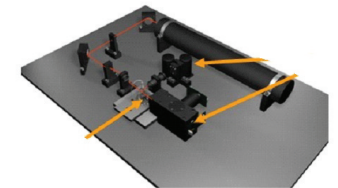
HEMA 5500 | Auto Hematology Analyzer



- Laser light multi-dimensional cell classification
- Double mode for WBC counting (Impedance Count and Optical Count)
- Resistant RBC mode
- Sample rotatory valve quantification technique
- Up to 110 samples per hour
- Walk-away automation, high efficiency and accuracy
- WBC 5 part diff with sheath reagent only

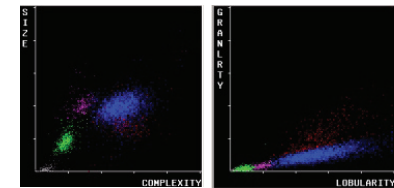
Helium–neon laser light scatter

HEMA-5500 Auto Hematology Analyzer uses helium–neon laser for the flow cytometry system. Through calculations of different angles via laser scatters, the instrument provides complete analysis including cell size, granularity and complexity.




One channel give complete differentiate WBC

HEMA-5500 counts lymphocyte, monocyte, neutrophil, eosinophil and basophil in WOC channel.



Sample Rotatory valve (SRV)

- High precision
- Easy maintenance
- Blood sensor monitors aspiration volume



3D stereograms

