

Type: MD-13


Digital Biological Microscope



MD- series is a modern designed digital microscope with C frame shape, comfortable operation and reliable structure. it can be widely used in medical and sanitary establishments, laboratories, institutes, colleges and universities.

Features:

- A good quality optical system.
- Nice design, light weight and comfortable operation.
- Battery operated with battery charger, suitable for field operation
- Could be equipped optional with mirror and attachable Mechanical Stage



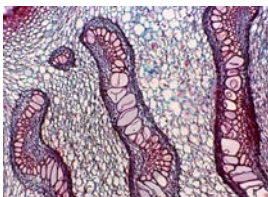
Specifications:

Stand	Durable metal stand
Viewing Head	Monocular Head (45°, 360°)
Eyepiece	Wide Field Eyepiece WF10x/ 18
Nosepiece	Triple Nosepiece
Objective	Achromatic Objective 4x, 10x, 40x,
Stage	With attachable Mechanical Plain Stage 120X120mm with slide clamps
Condenser	Abbe NA1.25 W/ Iris, Spiral up & down
Illumination	LED Illumination
Power	Rechargeable Battery with operation lamp, charger 100-240V 50/60Hz
Camera	Integrated digital camera (490x640 Pixel), USB1.0 Output,
Image output	USB, PC connection
Software	Soft-2 Micro-image Process Software, Protector
Approval	CE
Order No.	0.408.846

Article No.	Type	Description	
0.408.869	MD 13	Monocular Digital Microscope, (300.000 Pixel) with 4x,10x,40x achromatic objectives, USB connection, Image software	set

Accessories:

0.408.869-1	Mirr	Mirror	pcs.
0.408.869-2	LH-	Lamp	pcs.
0.408.869-3	Al-1	Aluminium case	pcs.
0.408.869-4	ST	Attachable XY-stage	set



**made
in
Germany**

Address. SCO ENG GmbH
Auf der Heide 15
D-37351 Dingelstädt
Federal Republic of Germany


Phone: +49 (0) 36075 / 545-70
Fax: +49 (0) 36075 / 545-77
E-mail: sco@sco-engineering.com
Internet: www.sco-engineering.com



High quality achromatic objective



Video / Image Monitor



Aluminium case for safe transport



Contact